



Developing rail connections A deepsea terminal perspective

24th September 2015, Hilton - Antwerp



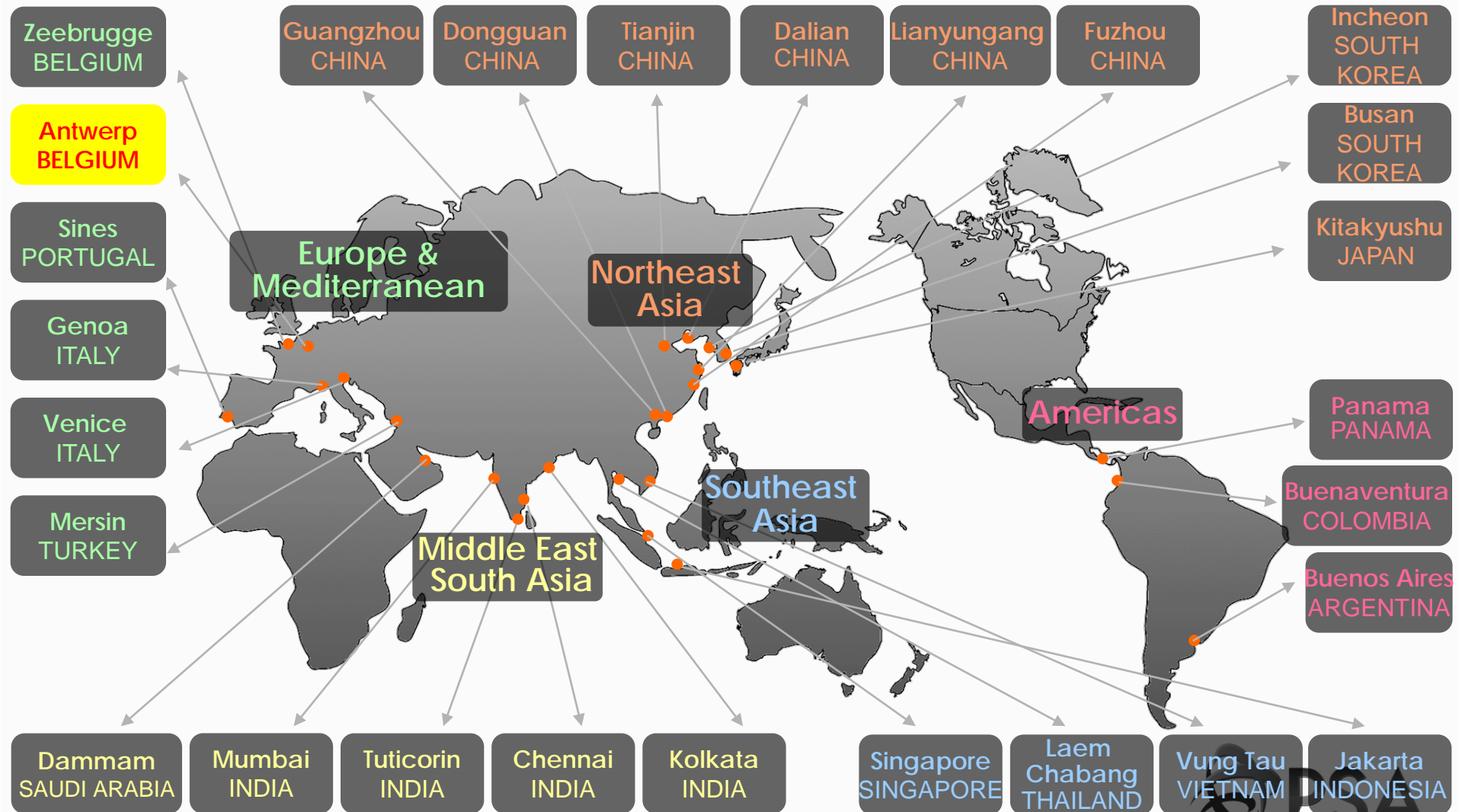
PSA International – Facts & figures



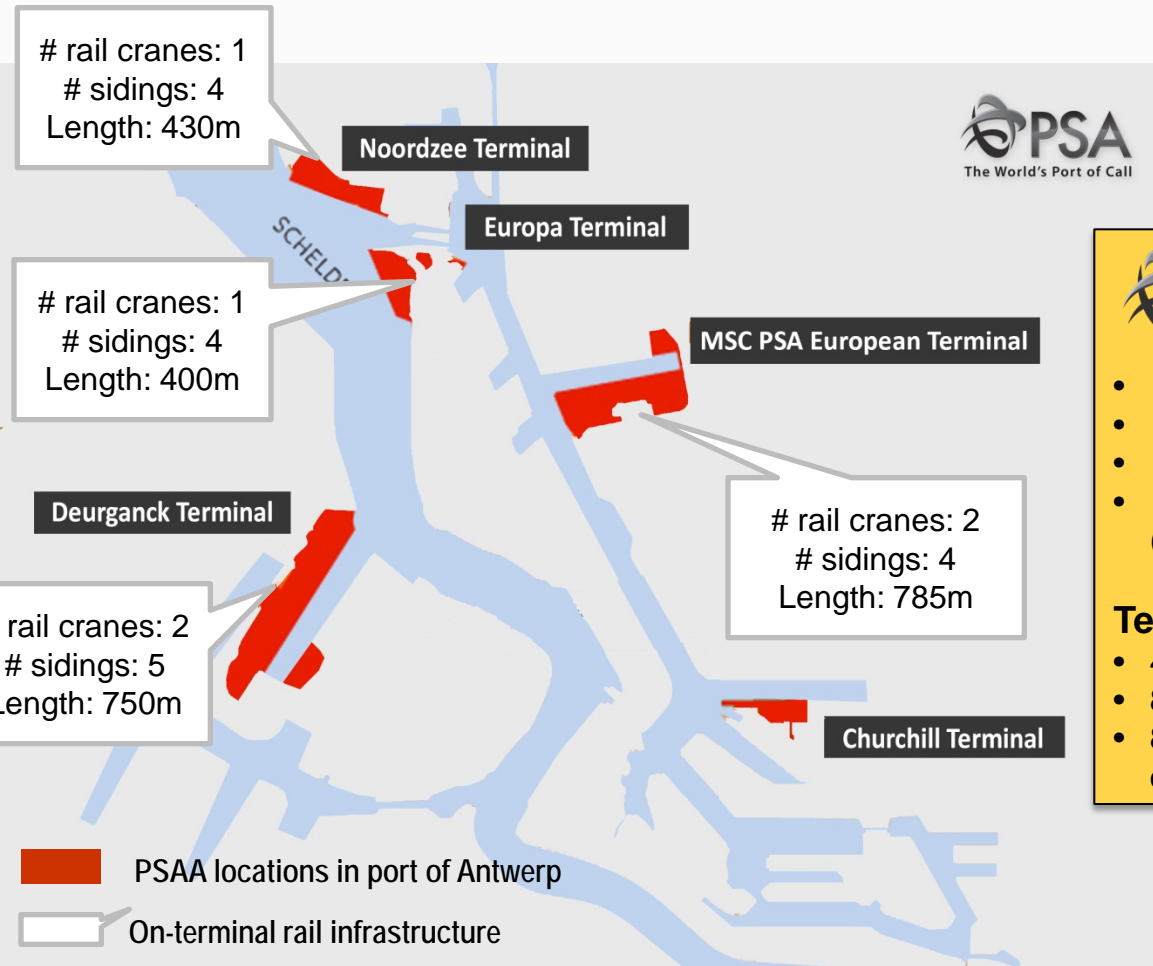
- World's largest port group based on equity-weighted throughput
- 65.4 million TEUs in 2014 (declared Group throughput)
- World's single largest container terminal in Singapore: 33.6 million TEUs
- Group revenue of S\$3.8b in 2014
- 30,000 staff globally, with +20,000 direct employes



PSA International – Global coverage



PSA Antwerp – 5 terminal locations in Antwerp



PSA ANTWERP

- Member of PSA International
- Acquired by PSA in March 2002
- Largest investment outside Singapore
- Merger of Hesse-Natie & Noord Natie (February 2002)

Terminal portfolio:




- 4 container terminals & 1 multipurpose terminal
- 8.9 M TEU in 2014 (vessel & barge)
- 80% market share of seagoing volume in Port of Antwerp (2014)

www.psa-antwerp.be






PSA Antwerp – Inland CY network





CY Barge connections

-  Amsterdam: CT Vrede-Steinweg
-  Moerdijk: Delta Marine Terminal
-  Zaandam: CT Vrede-Steinweg
-  Brussels: Trimodal Terminal Brussels
-  Ghent: Ghent Container Terminal
-  Ghent: Intermodaal Platform Gent
-  Gorinchem: Logistiek Centrum Gori...
-  La Louvière: Garocentre Terminal
-  Rotterdam: Waalhaven Botlek Term...
-  Meerhout: BCTN Meerhout

CY Rail connections - Q913

-  Athus: Terminal Container Athus
-  Bordeaux: Naviland Cargo Bègles (...)
-  Cognac: Naviland Cargo Cognac (N...)
-  Fos: Eurofos/Seayard/Zone 2XL
-  Gevrey: Dijon Bourgogne Terminal
-  Lyon: Naviland Cargo Lyon-Vénissie...
-  Marseille: Med-Europe terminal/Ca...
-  Paris: Naviland Cargo Valenton (NE...)
-  Strasbourg: Terminal Nord (NEW)

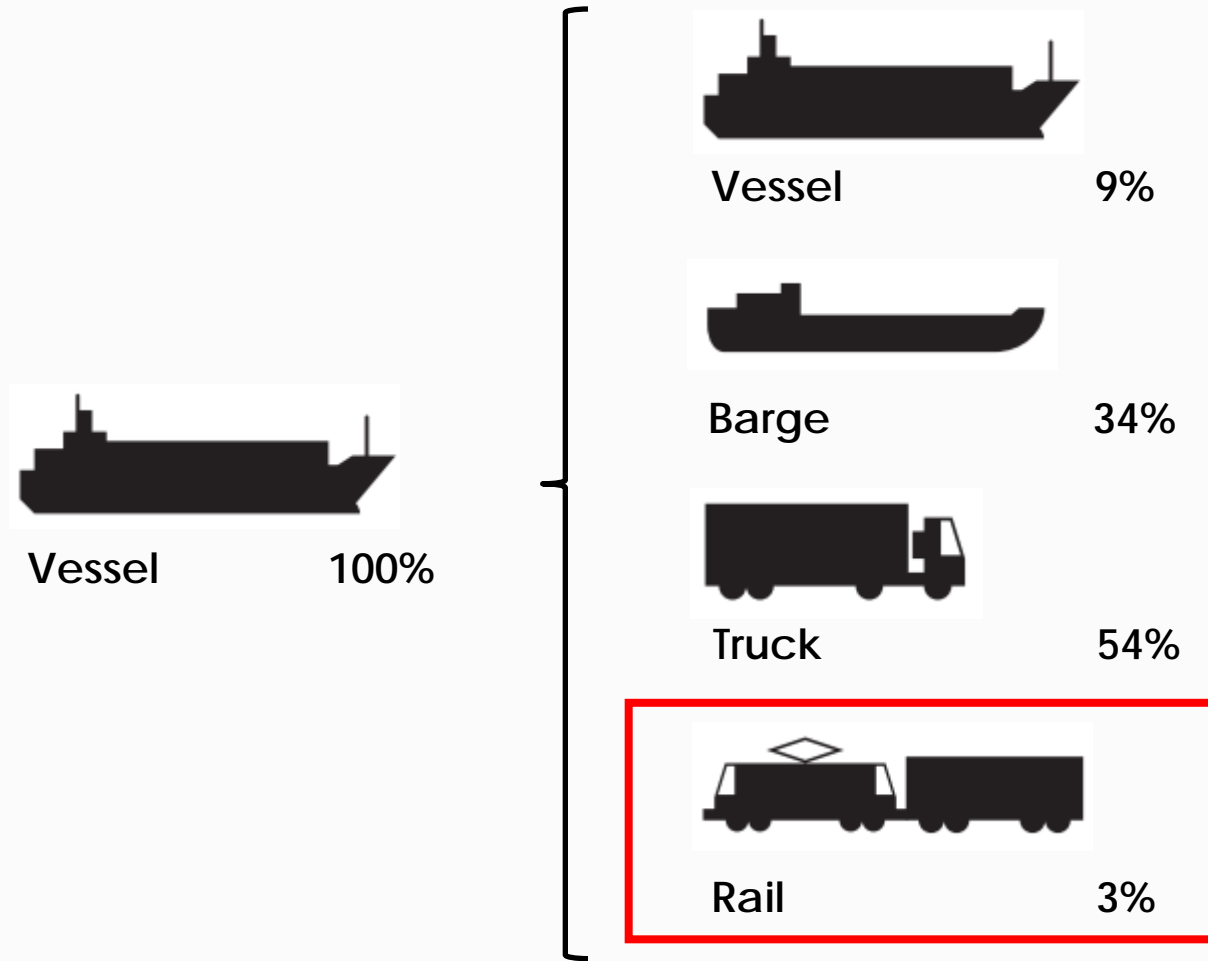
CY Combined barge/rail connecti...

-  Frankfurt am Oder: PCC Intermodal...
-  Kutno: PCC Intermodal Terminal (N...)
-  Nuremberg: TriCon Container Term...
-  Munich: DUSS Munich-Riem



<http://www.psa-antwerp.be/CY/Map.htm>

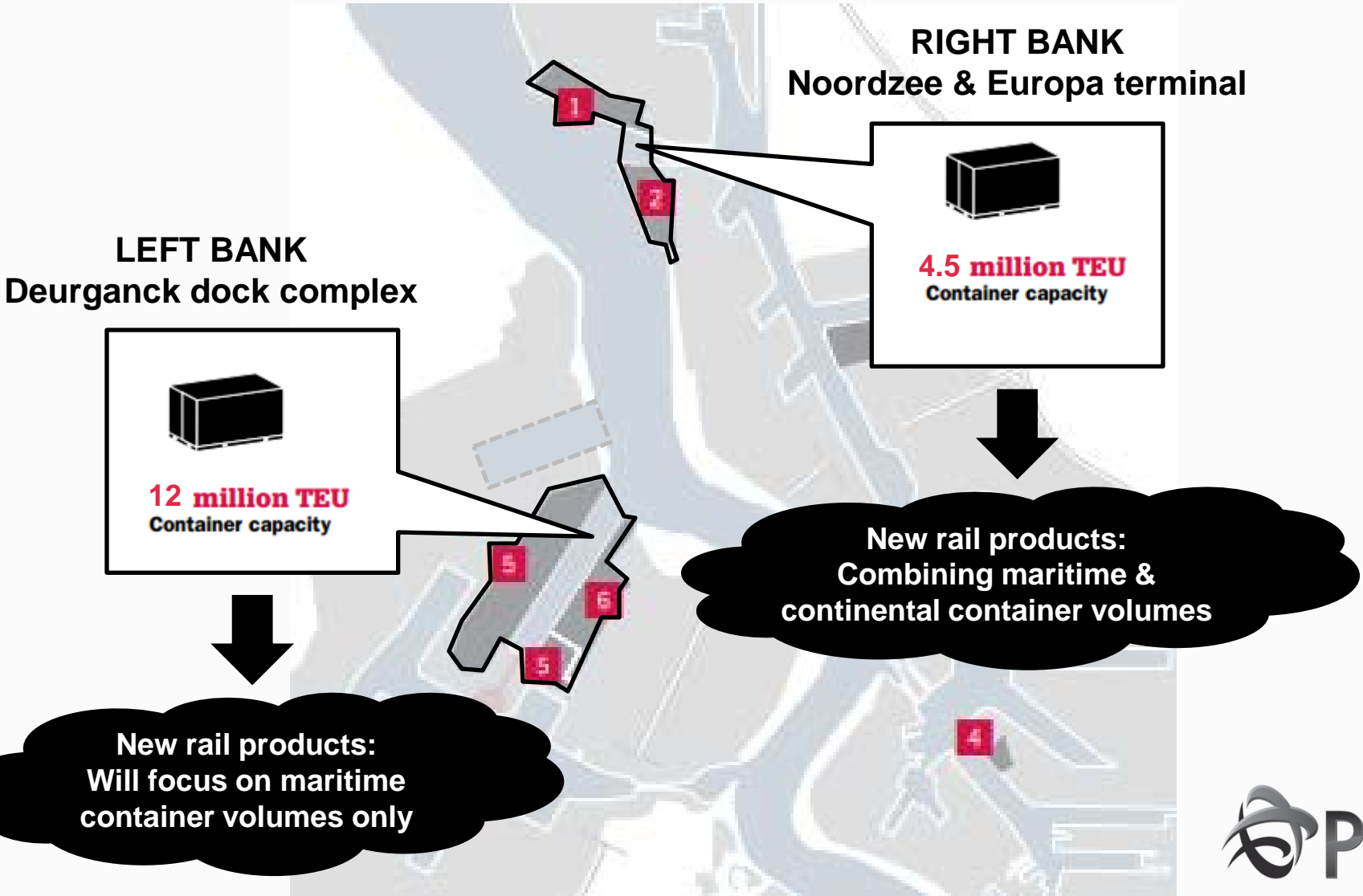
PSA Antwerp (excl. MPET) – Modal split figures



Source: PSA Antwerp 1H 2015 figures Q913/Q869/PSA DGD, expressed in function of # moves performed



Rail future of the port of Antwerp?



Developing rail connections – Terminal perspective

Meeting customer demand

- Price
- Frequency
- Transit time
- Service level



Rail 'success' factors

- Critical mass required
- Mid to long-haul distance
- Balanced flows
- Bundling concept
 - *Role of PSAA*



Rail set-up 'pitfalls'

- Who is willing to commit?
- Volume shift inertia
- Fierce competition (barge & truck)
- Rail organization



Filip Merckx

Commercial Manager

filip.merckx@globalpsa.com



THANK YOU